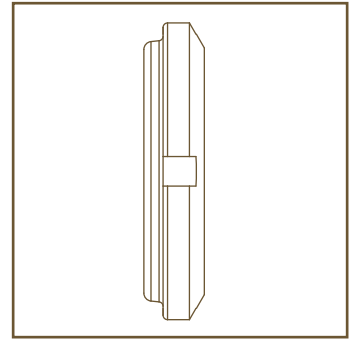
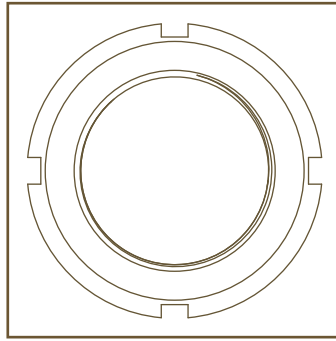
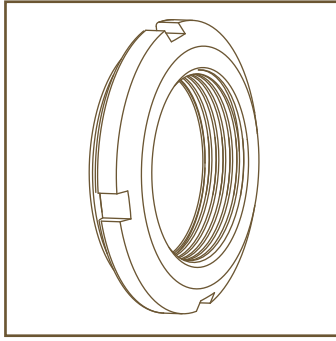




whittet-higgins company

BEARHUG - BMT SERIES - HEAT RESISTANT



PART NUMBER	THREAD	MAX OUTSIDE DIAMETER (INCHES)	MAX FACE DIAMETER (INCHES)	MAX WIDTH (INCHES)	THEORETICAL AXIAL LOAD (LBS)	CAD MODEL	PART PRINT
BMT-02	M15 × 1	25.0	21.0	8.3	59	STEP	PDF
BMT-03	M17 × 1	28.0	24.0	8.3	67	STEP	PDF
BMT-04	M20 × 1	32.0	26.0	9.6	94	STEP	PDF
BMT-05	M25 × 1,5	38.0	32.0	9.6	104	STEP	PDF
BMT-06	M30 × 1,5	45.0	38.0	9.9	107	STEP	PDF
BMT-07	M35 × 1,5	52.0	44.0	11.0	153	STEP	PDF
BMT-08	M40 × 1,5	58.0	50.0	12.0	206	STEP	PDF
BMT-09	M45 × 1,5	65.0	56.0	13.5	268	STEP	PDF
BMT-10	M50 × 1,5	70.0	61.0	14.5	335	STEP	PDF
BMT-11	M55 × 2	75.0	67.0	14.5	349	STEP	PDF
BMT-12	M60 × 2	80.0	73.0	14.5	380	STEP	PDF
BMT-13	M65 × 2	85.0	79.0	16.5	464	STEP	PDF
BMT-14	M70 × 2	92.0	85.0	16.5	499	STEP	PDF

FOR ADDITIONAL ENGINEERING SUPPORT: (401) 728-0700