

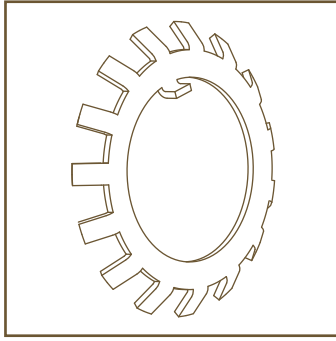




whittet-higgins company

MILITARY SPECIFICATION LOCKWASHER - MS19070-XX1 SERIES



PART NUMBER	BORE (INCHES)	MAX OUTSIDE DIAMETER (INCHES)	MAX FACE DIAMETER (INCHES)	MAX THICKNESS (INCHES)	CAD MODEL	PART PRINT
MS19070-001	0.406	0.875	0.640	0.046	STEP	PDF
MS19070-011	0.484	1.016	0.734	0.046	STEP	PDF
MS19070-021	0.601	1.156	0.827	0.046	STEP	PDF
MS19070-031	0.679	1.328	0.953	0.046	STEP	PDF
MS19070-041	0.801	1.531	1.140	0.046	STEP	PDF
MS19070-051	0.989	1.719	1.296	0.054	STEP	PDF
MS19070-061	1.193	1.922	1.515	0.054	STEP	PDF
MS19070-071	1.396	2.250	2.030	0.054	STEP	PDF
MS19070-081	1.583	2.469	2.311	0.063	STEP	PDF
MS19070-091	1.792	2.734	2.468	0.063	STEP	PDF
MS19070-101	1.992	2.922	2.686	0.063	STEP	PDF
MS19070-111	2.182	3.109	2.874	0.068	STEP	PDF
MS19070-121	2.400	3.344	3.093	0.068	STEP	PDF
MS19070-131	2.588	3.578	3.343	0.068	STEP	PDF
MS19070-141	2.791	3.828	3.593	0.068	STEP	PDF
MS19070-151	2.973	4.109	3.874	0.077	STEP	PDF
MS19070-161	3.177	4.375	4.061	0.077	STEP	PDF
MS19070-171	3.395	4.625	4.326	0.077	STEP	PDF
MS19070-181	3.582	4.938	4.607	0.100	STEP	PDF
MS19070-191	3.800	5.219	4.858	0.100	STEP	PDF
MS19070-201	3.988	5.500	5.045	0.100	STEP	PDF
MS19070-211	4.192	5.703	5.326	0.100	STEP	PDF
MS19070-221	4.395	6.063	5.733	0.132	STEP	PDF
MS19070-241	4.801	6.469	6.233	0.132	STEP	PDF
MS19070-261	5.191	7.031	6.576	0.132	STEP	PDF
MS19070-281	5.582	7.438	7.123	0.132	STEP	PDF
MS19070-301	5.983	8.063	7.498	0.164	STEP	PDF
MS19070-321	6.389	8.438	8.091	0.164	STEP	PDF
MS19070-341	6.764	9.063	8.435	0.164	STEP	PDF
MS19070-361	7.171	9.438	8.841	0.164	STEP	PDF
MS19070-381	7.577	9.875	9.216	0.164	STEP	PDF
MS19070-401	7.982	10.313	9.930	0.164	STEP	PDF

FOR ADDITIONAL ENGINEERING SUPPORT: (401) 728-0700