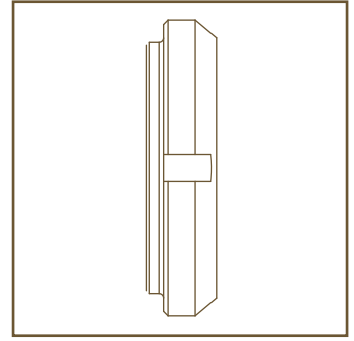
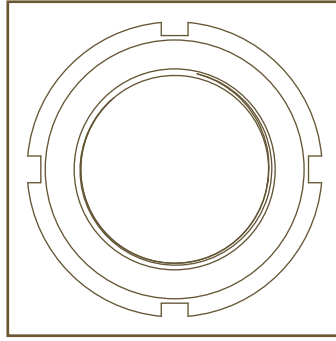
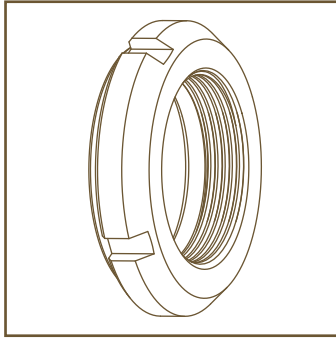




whittet-higgins company

BEARHUG - BHS SERIES - STAINLESS



PART NUMBER	THREAD	MAX OUTSIDE DIAMETER (INCHES)	MAX FACE DIAMETER (INCHES)	MAX WIDTH (INCHES)	THEORETICAL AXIAL LOAD (LBS)	CAD MODEL	PART PRINT
BHS-00	0.391-32	0.750	0.625	0.281	1700	STEP	PDF
BHS-01	0.469-32	0.875	0.719	0.375	3800	STEP	PDF
BHS-02	0.586-32	1.000	0.813	0.376	4600	STEP	PDF
BHS-03	0.664-32	1.125	0.938	0.406	6100	STEP	PDF
BHS-04	0.781-32	1.375	1.125	0.406	7100	STEP	PDF
BHS-05	0.969-32	1.563	1.281	0.469	11200	STEP	PDF
BHS-06	1.173-18	1.750	1.500	0.469	11000	STEP	PDF
BHS-07	1.376-18	2.063	1.813	0.500	14700	STEP	PDF
BHS-08	1.563-18	2.500	2.000	0.500	16700	STEP	PDF
BHS-09	1.767-18	2.531	2.281	0.500	18700	STEP	PDF
BHS-10	1.967-18	2.688	2.438	0.563	25900	STEP	PDF
BHS-11	2.157-18	2.969	2.656	0.563	28100	STEP	PDF
BHS-12	2.360-18	3.156	2.844	0.594	33700	STEP	PDF
BHS-13	2.548-18	3.375	3.063	0.625	39600	STEP	PDF
BHS-14	2.751-18	3.625	3.313	0.625	42700	STEP	PDF
BHS-15	2.933-12	3.875	3.563	0.656	39800	STEP	PDF
BHS-16	3.137-12	4.156	3.844	0.656	42400	STEP	PDF
BHS-17	3.340-12	4.406	4.031	0.719	53800	STEP	PDF
BHS-18	3.527-12	4.656	4.281	0.781	64900	STEP	PDF
BHS-19	3.730-12	4.938	4.563	0.813	73500	STEP	PDF
BHS-20	3.918-12	5.188	4.813	0.844	82200	STEP	PDF
BHS-21	4.122-12	5.438	5.000	0.875	68000	STEP	PDF
BHS-22	4.325-12	5.719	5.281	0.938	84800	STEP	PDF
BHS-24	4.716.12	6.125	5.688	0.938	95500	STEP	PDF
BHS-26	5.106.12	6.750	6.188	1.000	116200	STEP	PDF
BHS-28	5.497-12	7.094	6.531	1.063	139100	STEP	PDF
BHS-30	5.888-12	7.688	7.063	1.125	163700	STEP	PDF
BHS-32	6.284-8	8.063	7.438	1.188	173800	STEP	PDF
BHS-34	6.659-8	8.656	8.031	1.219	192800	STEP	PDF
BHS-36	7.066-8	9.063	8.375	1.250	214000	STEP	PDF
BHS-38	7.472-8	9.469	8.781	1.281	236000	STEP	PDF
BHS-40	7.847-8	9.844	9.156	1.313	254400	STEP	PDF

FOR ADDITIONAL ENGINEERING SUPPORT: (401) 728-0700