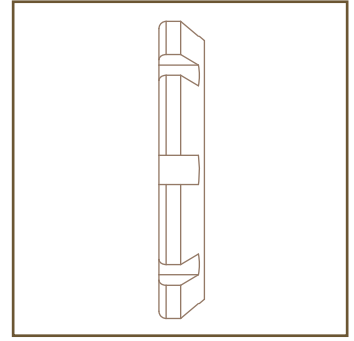
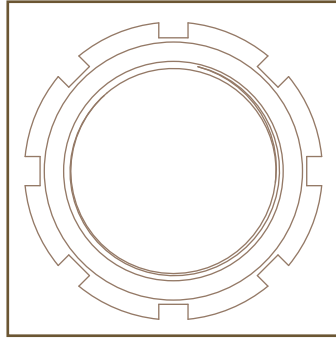
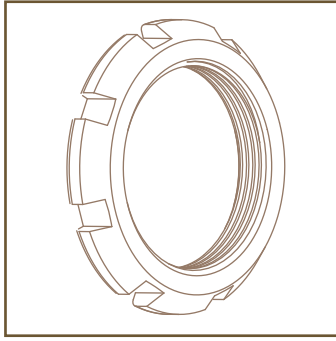




whittet-higgins company

MILITARY SPECIFICATION LOCKNUT - MS172236 THRU MS172259



PART NUMBER	THREAD	MAX OUTSIDE DIAMETER (INCHES)	MAX FACE DIAMETER (INCHES)	MAX WIDTH (INCHES)	THEORETICAL AXIAL LOAD (LBS)	CAD MODEL	PART PRINT
MS172236	0.391-32	0.719	0.531	0.198	3100	STEP	PDF
MS172237	0.469-32	0.812	0.625	0.198	3700	STEP	PDF
MS172238	0.586-32	0.938	0.75	0.229	5800	STEP	PDF
MS172239	0.664-32	1.062	0.875	0.229	6600	STEP	PDF
MS172241	0.781-32	1.188	1	0.26	9300	STEP	PDF
MS172242	0.969-32	1.375	1.188	0.26	11600	STEP	PDF
MS172243	1.173-18	1.688	1.438	0.26	12000	STEP	PDF
MS172244	1.376-18	1.906	1.656	0.291	17000	STEP	PDF
MS172245	1.563-18	2.094	1.844	0.291	19400	STEP	PDF
MS172246	1.767-18	2.312	2.062	0.291	21700	STEP	PDF
MS172247	1.967-18	2.5	2.25	0.322	28500	STEP	PDF
MS172248	2.157-18	2.75	2.5	0.322	31000	STEP	PDF
MS172249	2.360-18	2.938	2.688	0.322	33900	STEP	PDF
MS172250	2.548-18	3.125	2.875	0.354	42200	STEP	PDF
MS172251	2.751-18	3.344	3.094	0.354	45600	STEP	PDF
MS172252	2.933-12	3.688	3.375	0.354	36900	STEP	PDF
MS172253	3.137-12	3.906	3.594	0.385	45200	STEP	PDF
MS172254	3.340-12	4.125	3.812	0.385	48100	STEP	PDF
MS172255	3.527-12	4.312	4	0.385	50100	STEP	PDF
MS172256	3.918-12	4.716	4.406	0.416	126300	STEP	PDF
MS172257	4.122-12	4.906	4.594	0.416	131800	STEP	PDF
MS172258	4.325-12	5.125	4.812	0.416	138300	STEP	PDF
MS172259	.781-32	1.188	1	0.26	15500	STEP	PDF

FOR ADDITIONAL ENGINEERING SUPPORT: (401) 728-0700