

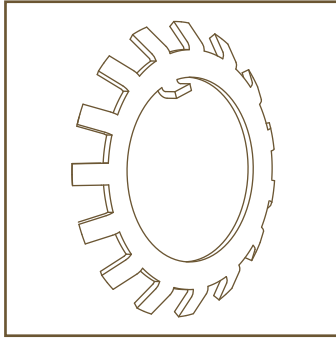


LOCKWASHER - W SERIES - INCH



whittet-higgins company



| PART NUMBER | BORE (INCHES) | MAX OUTSIDE DIAMETER (INCHES) | MAX FACE DIAMETER (INCHES) | MAX THICKNESS (INCHES) | CAD MODEL | PART PRINT |
|-------------|---------------|-------------------------------|----------------------------|------------------------|----------------------|---------------------|
| W-00 | 0.406 | 0.875 | 0.640 | 0.046 | STEP | PDF |
| W-01 | 0.484 | 1.016 | 0.734 | 0.046 | STEP | PDF |
| W-02 | 0.601 | 1.156 | 0.827 | 0.046 | STEP | PDF |
| W-03 | 0.679 | 1.328 | 0.953 | 0.046 | STEP | PDF |
| W-04 | 0.801 | 1.531 | 1.140 | 0.046 | STEP | PDF |
| W-05 | 0.989 | 1.719 | 1.296 | 0.054 | STEP | PDF |
| W-06 | 1.193 | 1.922 | 1.515 | 0.054 | STEP | PDF |
| W-07 | 1.396 | 2.250 | 2.030 | 0.054 | STEP | PDF |
| W-08 | 1.583 | 2.469 | 2.311 | 0.063 | STEP | PDF |
| W-09 | 1.792 | 2.734 | 2.468 | 0.063 | STEP | PDF |
| W-10 | 1.992 | 2.922 | 2.686 | 0.063 | STEP | PDF |
| W-11 | 2.182 | 3.109 | 2.874 | 0.068 | STEP | PDF |
| W-12 | 2.400 | 3.344 | 3.093 | 0.068 | STEP | PDF |
| W-13 | 2.588 | 3.578 | 3.343 | 0.068 | STEP | PDF |
| W-14 | 2.791 | 3.828 | 3.593 | 0.068 | STEP | PDF |
| W-15 | 2.973 | 4.109 | 3.874 | 0.077 | STEP | PDF |
| W-16 | 3.177 | 4.375 | 4.061 | 0.077 | STEP | PDF |
| W-17 | 3.395 | 4.625 | 4.326 | 0.077 | STEP | PDF |
| W-18 | 3.582 | 4.938 | 4.607 | 0.100 | STEP | PDF |
| W-19 | 3.800 | 5.219 | 4.858 | 0.100 | STEP | PDF |
| W-20 | 3.988 | 5.500 | 5.045 | 0.100 | STEP | PDF |
| W-21 | 4.192 | 5.703 | 5.326 | 0.100 | STEP | PDF |
| W-22 | 4.395 | 6.063 | 5.733 | 0.132 | STEP | PDF |
| W-24 | 4.801 | 6.469 | 6.233 | 0.132 | STEP | PDF |
| W-26 | 5.191 | 7.031 | 6.576 | 0.132 | STEP | PDF |
| W-28 | 5.582 | 7.438 | 7.123 | 0.132 | STEP | PDF |
| W-30 | 5.983 | 8.063 | 7.498 | 0.164 | STEP | PDF |
| W-32 | 6.389 | 8.438 | 8.091 | 0.164 | STEP | PDF |
| W-34 | 6.764 | 9.063 | 8.435 | 0.164 | STEP | PDF |
| W-36 | 7.171 | 9.438 | 8.841 | 0.164 | STEP | PDF |
| W-38 | 7.577 | 9.875 | 9.216 | 0.164 | STEP | PDF |
| W-40 | 7.982 | 10.313 | 9.930 | 0.164 | STEP | PDF |
| W-44 | 8.701 | 11.439 | 9.930 | 0.164 | STEP | PDF |

FOR ADDITIONAL ENGINEERING SUPPORT: (401) 728-0700