
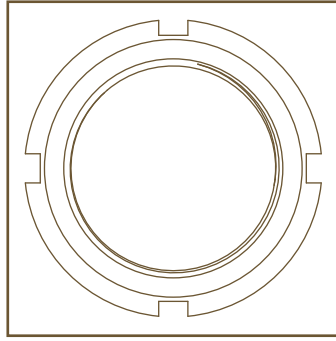
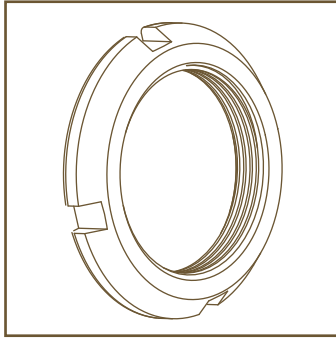


# LOCKNUT - NT SERIES - SMALL PROFILE



**whittet-higgins company**



PART NUMBER	THREAD	MAX OUTSIDE DIAMETER (INCHES)	MAX FACE DIAMETER (INCHES)	MAX WIDTH (INCHES)	THEORETICAL AXIAL LOAD (LBS)	CAD MODEL	PART PRINT
NT-00	0.391-32	0.719	0.531	0.198	3100	<a href="#">STEP</a>	<a href="#">PDF</a>
NT-01	0.469-32	0.812	0.625	0.198	3700	<a href="#">STEP</a>	<a href="#">PDF</a>
NT-02	0.586-32	0.938	0.750	0.229	5800	<a href="#">STEP</a>	<a href="#">PDF</a>
NT-03	0.664-32	1.062	0.875	0.229	6600	<a href="#">STEP</a>	<a href="#">PDF</a>
NT-04	0.781-32	1.188	1.000	0.260	9300	<a href="#">STEP</a>	<a href="#">PDF</a>
NT-05	0.969-32	1.375	1.188	0.260	11600	<a href="#">STEP</a>	<a href="#">PDF</a>
NT-06	1.173-18	1.688	1.438	0.260	12000	<a href="#">STEP</a>	<a href="#">PDF</a>
NT-07	1.376-18	1.906	1.656	0.291	17000	<a href="#">STEP</a>	<a href="#">PDF</a>
NT-08	1.563-18	2.094	1.844	0.291	19400	<a href="#">STEP</a>	<a href="#">PDF</a>
NT-09	1.767-18	2.312	2.062	0.291	21700	<a href="#">STEP</a>	<a href="#">PDF</a>
NT-10	1.967-18	2.500	2.250	0.322	28500	<a href="#">STEP</a>	<a href="#">PDF</a>
NT-11	2.157-18	2.750	2.500	0.322	31000	<a href="#">STEP</a>	<a href="#">PDF</a>
NT-12	2.360-18	2.938	2.688	0.322	33900	<a href="#">STEP</a>	<a href="#">PDF</a>
NT-13	2.548-18	3.125	2.875	0.354	42200	<a href="#">STEP</a>	<a href="#">PDF</a>
NT-14	2.751-18	3.344	3.094	0.354	45600	<a href="#">STEP</a>	<a href="#">PDF</a>
NT-15	2.933-12	3.688	3.375	0.354	36900	<a href="#">STEP</a>	<a href="#">PDF</a>
NT-16	3.137-12	3.906	3.594	0.385	45200	<a href="#">STEP</a>	<a href="#">PDF</a>
NT-17	3.340-12	4.125	3.812	0.385	48100	<a href="#">STEP</a>	<a href="#">PDF</a>
NT-18	3.527-12	4.312	4.000	0.385	50100	<a href="#">STEP</a>	<a href="#">PDF</a>

FOR ADDITIONAL ENGINEERING SUPPORT: (401) 728-0700