

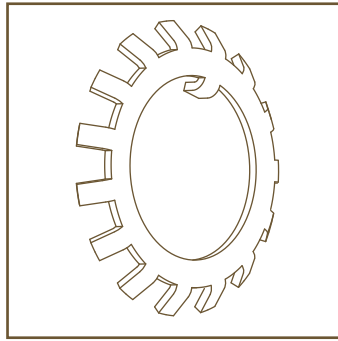


LOCKWASHERS - WH SERIES - HEAVY DUTY



whittet-higgins company



PART NUMBER	BORE (INCHES)	MAX OUTSIDE DIAMETER (INCHES)	MAX FACE DIAMETER (INCHES)	MAX THICKNESS (INCHES)	CAD MODEL	PART PRINT
WH-00	0.406	0.891	0.640	0.046	STEP	PDF
WH-01	0.484	1.031	0.734	0.046	STEP	PDF
WH-02	0.601	1.156	0.827	0.063	STEP	PDF
WH-03	0.679	1.344	0.953	0.063	STEP	PDF
WH-04	0.801	1.563	1.140	0.063	STEP	PDF
WH-05	0.989	1.703	1.296	0.067	STEP	PDF
WH-06	1.193	1.953	1.515	0.067	STEP	PDF
WH-065	1.333	2.234	1.827	0.067	STEP	PDF
WH-07	1.396	2.250	1.827	0.067	STEP	PDF
WH-08	1.583	2.484	2.030	0.077	STEP	PDF
WH-09	1.792	2.719	2.311	0.077	STEP	PDF
WH-10	1.992	2.922	2.468	0.077	STEP	PDF
WH-11	2.182	3.109	2.686	0.077	STEP	PDF
WH-12	2.400	3.344	2.874	0.087	STEP	PDF
WH-13	2.588	3.578	3.093	0.087	STEP	PDF
WH-14	2.791	3.828	3.343	0.087	STEP	PDF
WH-15	2.973	4.109	3.593	0.101	STEP	PDF
WH-16	3.177	4.406	3.874	0.101	STEP	PDF
WH-17	3.395	4.656	4.061	0.101	STEP	PDF
WH-18	3.582	4.968	4.326	0.132	STEP	PDF
WH-19	3.800	5.250	4.607	0.132	STEP	PDF
WH-20	3.988	5.531	4.858	0.132	STEP	PDF
WH-21	4.192	5.734	5.045	0.132	STEP	PDF
WH-22	4.395	6.062	5.326	0.147	STEP	PDF
WH-24	4.801	6.531	5.733	0.173	STEP	PDF
WH-26	5.191	7.078	6.233	0.173	STEP	PDF
WH-28	5.582	7.484	6.576	0.173	STEP	PDF
WH-30	5.983	8.109	7.123	0.212	STEP	PDF
WH-32	6.389	8.484	7.498	0.212	STEP	PDF
WH-34	6.764	9.109	8.091	0.212	STEP	PDF
WH-36	7.171	9.484	8.435	0.212	STEP	PDF
WH-38	7.577	9.906	8.841	0.212	STEP	PDF
WH-40	7.982	10.406	9.216	0.212	STEP	PDF

FOR ADDITIONAL ENGINEERING SUPPORT: (401) 728-0700