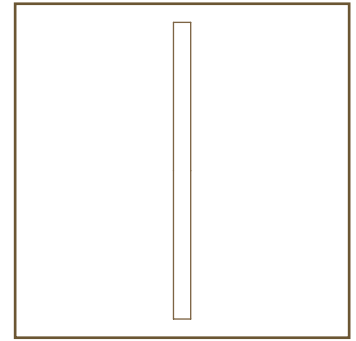
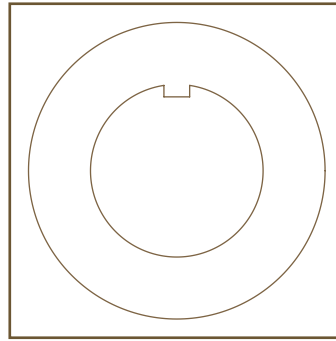
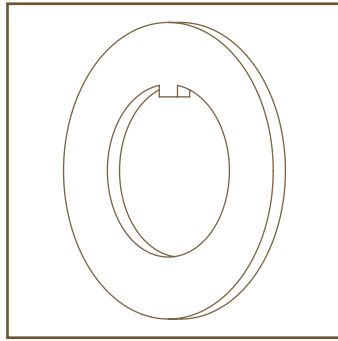


HARDENED TONGUED WASHER - HTW SERIES - INCH



whittet-higgins company



PART NUMBER	BORE (INCHES)	MAX OUTSIDE DIAMETER (INCHES)	MAX FACE DIAMETER (INCHES)	MAX THICKNESS (INCHES)	CAD MODEL	PART PRINT
HTW-00	0.406	0.875	0.798	0.125	STEP	PDF
HTW-01	0.484	1.016	0.923	0.125	STEP	PDF
HTW-02	0.601	1.156	1.173	0.125	STEP	PDF
HTW-03	0.679	1.328	1.173	0.125	STEP	PDF
HTW-04	0.801	1.531	1.423	0.125	STEP	PDF
HTW-05	0.989	1.719	1.860	0.125	STEP	PDF
HTW-06	1.193	1.922	1.860	0.125	STEP	PDF
HTW-07	1.396	2.250	2.173	0.125	STEP	PDF
HTW-08	1.583	2.469	2.735	0.178	STEP	PDF
HTW-09	1.792	2.734	2.735	0.178	STEP	PDF
HTW-10	1.992	2.922	3.235	0.178	STEP	PDF
HTW-11	2.182	3.109	3.235	0.178	STEP	PDF
HTW-12	2.400	3.344	3.735	0.178	STEP	PDF
HTW-13	2.588	3.578	3.735	0.178	STEP	PDF
HTW-14	2.791	3.828	3.735	0.178	STEP	PDF
HTW-15	2.973	4.109	4.173	0.178	STEP	PDF
HTW-16	3.177	4.375	4.173	0.178	STEP	PDF
HTW-17	3.395	4.625	4.610	0.178	STEP	PDF
HTW-18	3.582	4.938	5.110	0.178	STEP	PDF
HTW-19	3.800	5.219	5.110	0.178	STEP	PDF
HTW-20	3.988	5.500	5.610	0.178	STEP	PDF
HTW-21	4.192	5.703	5.610	0.178	STEP	PDF
HTW-22	4.395	6.063	6.110	0.360	STEP	PDF
HTW-24	4.801	6.469	6.735	0.360	STEP	PDF
HTW-26	5.191	7.031	7.485	0.360	STEP	PDF
HTW-28	5.582	7.438	7.485	0.360	STEP	PDF
HTW-30	5.983	8.063	7.985	0.360	STEP	PDF
HTW-32	6.389	8.438	8.485	0.360	STEP	PDF
HTW-34	6.764	9.063	8.985	0.360	STEP	PDF
HTW-36	7.171	9.438	9.235	0.360	STEP	PDF
HTW-38	7.577	9.875	9.735	0.360	STEP	PDF
HTW-40	7.982	10.313	10.11	0.360	STEP	PDF

FOR ADDITIONAL ENGINEERING SUPPORT: (401) 728-0700